



## SOAP AND PAPER DISPENSERS

Brightwell Dispensers offers a wide range of soap and paper dispensers, incorporating revolutionary pump systems and two distinct styles of cover, as well as a versatile dispenser with bespoke design options to make it unique to your brand.

### MODULAR COLLECTION

Simple, practical and robust, the Modular soap, paper and toilet tissue dispenser range suits every hygiene point in environments such as schools, offices, commercial kitchens, hospitals, light industrial workplaces and motorway services. Easy to operate and maintain, the Modular collection is an ideal solution to create a hygienic and clean environment.

### MERCURY COLLECTION

Luxurious and modern, the Mercury soap and paper dispensers are stylish, high-end products designed to give any hygiene environment a modern look thanks to their stainless steel finish. Solid and professional, the Mercury dispensers are ideal for luxury environments such as executive offices, hotels, bars and restaurants.

### MULTIFLEX SOAP DISPENSERS

These versatile soap dispensers offer businesses the highest in hand hygiene with fully disposable containers to avoid the risk of cross contamination.







## THE PRODUCT RANGE



**PAGE 8:** MODULAR SOAP DISPENSERS



**PAGE 11:** MODULAR TOUCH FREE DISPENSER



**PAGE 12:** MODULAR HAND TOWEL DISPENSERS



**PAGE 12:** MODULAR CENTREPULL DISPENSER



**PAGE 13:** MODULAR AUTOCUT HAND TOWEL DISPENSER



**PAGE 14:** MODULAR MULTIFLAT TOILET TISSUE DISPENSER



**PAGE 14:** MODULAR TWIN TOILET ROLL DISPENSER



**PAGE 15:** MODULAR JUMBO TOILET ROLL DISPENSER



**PAGE 16:** MODULAR HAND DRYER



**PAGE 16:** MODULAR WET WIPE DISPENSER



**PAGE 18:** MANUAL MULTIFLEX SOAP DISPENSER



**PAGE 19:** TOUCH FREE MULTIFLEX SOAP DISPENSER



**PAGE 20:** MERCURY SOAP DISPENSERS



**PAGE 21:** MERCURY MULTIFLAT TOILET TISSUE DISPENSER



**PAGE 21:** MERCURY TOILET TISSUE JUMBO DISPENSER



**PAGE 22:** MERCURY HAND TOWEL DISPENSER



**PAGE 22:** MERCURY WASTE BIN

## TECHNOLOGIES

From product design through to manufacturing we use innovative and advanced technology and manufacturing processes to supply our customers with high quality and reliable products.



### PATENTED PUMPS

Pumps and containers are fully interchangeable to allow any type of chemical to be dispensed from a refillable container or a disposable pouch.



### MATERIAL

We use a range of high quality polymers.

## BRANDING AND BESPOKE DESIGN

We offer our customers the option to distribute our products under their own company's name thanks to our internal branding facility. We also offer own-labelling, with designs to suit your requirements.



### BESPOKE DESIGN

We offer our customers a design service for bespoke dispensers, whether you have ideas of your own or would like style guidance from our design team.



### BRANDING

Distribute our dispensers with your logo using our branding service.



## MODULAR SOAP DISPENSERS

This multipurpose dispenser works with more hand care products than any other on the market including liquid and foam soaps, spray, creams and gels. It uses interchangeable pumps to allow perfect dispensing of a variety of products. You can choose to dispense soap from a refillable reservoir or pouches. This dispenser can be locked to your product, meaning customers can only use your soap brand when you provide them with our dispensers.



### KEY FEATURES

- Multipurpose, modular system: mix and match pumps and containers
- Suitable for most soaps and lotions
- Fully disposable pump and pouch system available for places that require a high level of hygiene such as hospitals
- Available in small, standard and large to suit your usage levels and environments
- Large front window to check stock levels
- Robust ABS plastic
- Can be exclusive to your brand with the option of exclusive pin positions



### MODULAR SOAP DISPENSER SIZES

You have the choice of three sizes of dispensers and you can mix and match pumps and containers to fit your needs.



400ML

# MINI MODULAR SOAP DISPENSER

AVAILABLE AS:

- Modular 0.4L refillable liquid dispenser
- Modular 0.4L refillable spray dispenser
- Modular 0.4L refillable foam dispenser

PUMP OPTIONS



Liquid pump  
1ml/2ml

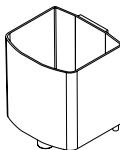


Spray pump  
0.5ml



Foam pump  
0.6ml

FILL OPTIONS



400ml  
refillable  
reservoir



900ML

# STANDARD MODULAR SOAP DISPENSER

AVAILABLE AS:

900ml refillable system

- Modular 0.9L refillable liquid dispenser
- Modular 0.9L refillable spray dispenser
- Modular 0.9L refillable foam dispenser

800ml Pouch System

- Modular 800ml pouch liquid dispenser
- Modular 800ml pouch spray dispenser
- Modular 800ml pouch foam dispenser
- Modular 800ml institutional pouch dispenser

PUMP OPTIONS



Liquid pump  
1ml/2ml



Spray pump  
0.5ml

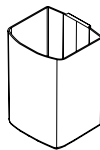


Foam pump  
0.6ml



Disposable  
1ml pump for  
institutional pouch

FILL OPTIONS



900ml  
refillable  
reservoir



800ml  
disposable  
pouch



800ml  
disposable  
institutional pouch





2L

## LARGE MODULAR SOAP DISPENSER

### AVAILABLE AS:

#### 2L refillable system

- Modular 2L refillable soap dispenser (standard 2ml pump for liquid soap)
- Modular 2L refillable industrial dispenser (non solvent & beaded) 3ml pump
- Modular 2L refillable industrial dispenser (extreme pump for solvent-based) 3ml pump
- Modular 2L refillable industrial dispenser (pumice-based) 3ml pump

#### 1.8L Pouch System

- Modular 1.8L pouch soap dispenser (standard 2ml pump for liquid soap)
- Modular 1.8L pouch industrial dispenser (non solvent & beaded) 3ml pump
- Modular 1.8L pouch industrial dispenser (extreme pump for solvent-based) 3ml pump
- Modular 1.8L pouch industrial dispenser (pumice-based) 3ml pump

### PUMP OPTIONS



2ml  
liquid pump



3ml  
beaded pump

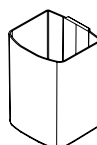


3ml  
solvent pump



3ml  
pumice pump

### FILL OPTIONS



2L  
refillable  
reservoir



1.8L  
disposable  
pouch



### CHOOSE YOUR WINDOW COLOUR

Customise your soap dispensers with the window colour of your choice.



### BRANDING OPTIONS

Distribute our products under your own company's name or logo using our internal branding service.

### SPECIFICATIONS: MODULAR SOAP DISPENSER

|                       |  |   |
|-----------------------|--|---|
| SUITABILITY           | Foam soap, liquid, spray, cream, disinfectant, beaded hand gel                               |   |
|                       | Mini: Refillable reservoir 400 ml  |   |
| CAPACITY              | Standard: Disposable pouch 800 ml   Refillable reservoir 900 ml   Institutional pouch 800 ml |   |
|                       | Large: Disposable pouch 1.8 L   Refillable reservoir 2 L                                     |   |
| DIMENSIONS AND WEIGHT | Mini   | Height: 190mm, Width: 90mm, Depth: 98mm, Weight: 0.3kg    |
|                       | Standard   | Height: 250mm, Width: 115mm, Depth: 115mm, Weight: 0.6kg  |
|                       | Large  | Height: 310mm, Width: 140mm, Depth: 145mm, Weight: 0.85kg |

# MODULAR TOUCH FREE SOAP DISPENSER

Touch free soap dispensing encourages better hygiene to any environment and helps monitor the use by controlling the amount of soap. No electrical fitting is required, as each dispenser is economically operated by C size batteries. It also features an auto-switch function between two battery compartments for longer running times. To ensure optimum cost savings, the device has a 'sleep mode' and a capacitive sensor that prevents accidental soap delivery.



## KEY FEATURES

- Touch free mechanism encourages the highest hand hygiene
- Interchangeable pumps
- Dispenses up to 1ml
- Dispenses liquid and foam soap



## PUMP OPTIONS



Liquid pump  
1ml



Foam pump  
0.5ml

## SPECIFICATIONS: MODULAR TOUCH FREE DISPENSER

|                       |  |
|-----------------------|--|
| SUITABILITY           | Liquid and foam soaps                                    |
| CAPACITY              | Disposable bottle 1L                                     |
| DIMENSIONS AND WEIGHT | Height: 265mm, Width: 169mm, Depth: 102mm, Weight: 0.7kg |
| BATTERIES             | 4 x standards size C                                     |





# MODULAR HAND TOWEL DISPENSERS

## MODULAR HAND TOWEL DISPENSER

An ultra-strong towel dispenser that fits a wide range of hand towels - from interleaved to extra-narrow. For towels below 100mm folded depth, we offer an adaptor plate that transforms the dispenser into a perfect fit.



### KEY FEATURES

- Versatile design: fits interleaved, C-fold, Z-fold paper towels
- Single towel dispensing minimises waste
- Adaptor plate for extra-narrow towels
- Available in two sizes
- Easy to service and restock

#### SPECIFICATIONS: MODULAR HAND TOWEL DISPENSER

|                       |  |   |  |
|-----------------------|--|---|--|
| SUITABILITY           | Interleaved, c-fold or z-fold paper towels from 65mm deep up to 255mm wide |   |  |
| CAPACITY              | Max stack height 200mm (small) 360mm (large)                               |   |  |
| DIMENSIONS AND WEIGHT | Small  | Height: 265mm, Width: 290mm, Depth: 145mm, Weight: 0.75kg |  |
|                       | Large  | Height: 425mm, Width: 290mm, Depth: 145mm, Weight: 1kg    |  |

## MODULAR CENTREPULL DISPENSER

A space-saving dispenser that fits perforated centre-pull rolls, and is designed for areas that require fast access to towels.



### KEY FEATURES

- Space-saving design
- A perfect choice for kitchens, gymnasiums and garages
- Unique 'tear-off' mechanism minimises paper waste and environmental impact
- Available in two sizes
- Easy to service and restock

#### SPECIFICATIONS: MODULAR CENTREPULL DISPENSER

|                       |  |   |  |
|-----------------------|--|---|--|
| SUITABILITY           | Centre-pull rolls with a maximum height of 230mm |   |  |
| CAPACITY              | Max diameter 144mm (small) 205mm (large)         |   |  |
| DIMENSIONS AND WEIGHT | Small  | Height: 330mm, Width: 180mm, Depth: 175mm, Weight: 0.75kg |  |
|                       | Large  | Height: 350mm, Width: 230mm, Depth: 230mm, Weight: 1.1kg  |  |

# MODULAR AUTOCUT HAND TOWEL DISPENSER

The autocut hand towel dispenser is ideal for environments where hygiene is paramount. The system delivers pre-measured flat sheets of paper towel, minimising the risk of cross contamination as only the paper is touched and not the dispenser.



**BRANDING**  
Distribute our products under your own company's name or logo using our internal branding service.



**CHOOSE YOUR WINDOW COLOUR**  
Customise your paper dispensers with the window colour of your choice.

## KEY FEATURES

- One of the smallest autocut dispensers in the market
- Economical 23.5cm towel sheet length
- Automatic paper loading mechanism when closing the dispenser
- Low pull force of 0.5kgf allows the use of a low grammage paper without tearing
- Cutting blade re-sharpens itself every time it cuts the paper
- Secure key locking system to prevent damage or pilferage
- The cutting mechanism can be easily extracted for cleaning and maintenance

### SPECIFICATIONS: MODULAR AUTOCUT HAND TOWEL DISPENSER

|                       |   |
|-----------------------|---|
| SUITABILITY           | 1 ply, 2 ply and 3 ply rolls                              |
| ROLL CAPACITY         | Max diameter 195mm, width 200mm, min core diameter 0.37mm |
| DIMENSIONS AND WEIGHT | Height: 330mm, Width: 314mm, Depth: 214mm, Weight: 2.3kg  |





# MODULAR TOILET TISSUE DISPENSERS

## MODULAR MULTIFLAT TOILET TISSUE DISPENSER

A compact dispenser which is excellent value and popular for smaller washrooms. The sturdy design makes this dispenser durable and fits perfectly in smaller spaces.



### KEY FEATURES

- Space-saving design: a good choice for small offices, restaurants and workplaces
- Suits a wide variety of toilet tissue brands and fits multiflat or bulk-pack papers
- Easy to fit, easy to restock and effortless to maintain

#### SPECIFICATIONS: MODULAR MULTIFLAT TOILET TISSUE DISPENSER

|                       |  |
|-----------------------|--|
| SUITABILITY           | Multiflat or flat pack toilet tissues up to 125mm in width |
| CAPACITY              | 230mm stack  |
| DIMENSIONS AND WEIGHT | Height: 275mm, Width: 150mm, Depth: 130mm, Weight: 0.85kg  |

## MODULAR TWIN TOILET ROLL DISPENSER

This popular two-roll design halves restocking time, as when one roll is finished the other automatically drops into its place. The model accepts conventional toilet rolls which are easier to store than jumbo paper rolls, making this dispenser ideal if storage space is limited.



### KEY FEATURES

- Holds two rolls of paper: shorter restocking time
- Designed for washrooms that experience light to medium use
- An excellent solution if storage of jumbo toilet rolls is not possible
- Easy to restock and the internal mechanism is hard-wearing and easy to maintain

#### SPECIFICATIONS: MODULAR TWIN TOILET ROLL DISPENSER

|                       |  |
|-----------------------|--|
| SUITABILITY           | Toilet rolls ranging from 90mm to 125mm in diameter              |
| CAPACITY              | 2 rolls  |
| DIMENSIONS AND WEIGHT | Height: 315 130, Width: 148 130, Depth: 150, 130, Weight: 0.65kg |

# MODULAR TOILET ROLL JUMBO DISPENSER

Busy washrooms mean busy toilet tissue dispensers. The Modular jumbo model is sizeable and strong enough to take on constant use. Available in five sizes: large, medium, small, small with stub and twin mini.



**BRANDING**  
Distribute our products under your own company's name or logo using our internal branding service.



**CHOOSE YOUR WINDOW COLOUR**  
Customise your paper dispensers with the window colour of your choice.

## KEY FEATURES

- Available in four sizes to cater for all environments
- Small jumbo with stub helps reduce paper wastage
- Clever reversible spigot fits different roll-core diameters
- For perforated and non-perforated paper
- Easy restocking

### SPECIFICATIONS: MODULAR TOILET ROLL JUMBO DISPENSER

|                       |   |   |
|-----------------------|---|---|
| SUITABILITY           | Perforated or un-perforated jumbo rolls with a maximum width of 110mm and a core size between 45mm and 65mm |   |
|                       |   |   |
| ROLL CAPACITY         | Max diameter  | Twin mini 140mm, Small 200mm, Medium 260mm, Large 300mm   |
|                       | Twin mini   | Height: 200mm, Width: 350mm, Depth: 155mm, Weight: 0.86kg |
| DIMENSIONS AND WEIGHT | Small with stub   | Height: 232mm, Width: 338mm, Depth: 123mm, Weight: 0.7kg  |
|                       | Medium  | Height: 325mm, Width: 280mm, Depth: 145mm, Weight: 0.8kg  |
|                       | Large   | Height: 375mm, Width: 340mm, Depth: 145mm, Weight: 1kg    |



MODULAR JUMBO WITH STUB



MODULAR TWIN MINI JUMBO



# MODULAR HAND DRYER

Small but powerful, this compact hand dryer fits most washrooms. The double-insulated class 11 enclosure is safe for use in any washroom\*. This dryer is fully CE approved and manufactured under ISO 9001:2000.



## KEY FEATURES

- Slim, compact and powerful
- Low running costs
- Double insulation: safe for washroom use
- CE approved and manufactured under ISO 9001:2000
- Suitable for low traffic environments

### SPECIFICATIONS: MODULAR HAND DRYER

|                       |  |
|-----------------------|--|
| SUITABILITY           | 220-240V AC, 50/60Hz, 4.8A, 1100W  |
| OPERATION             | Automatic start when hands are placed below outlet, automatic stop 2 seconds after hands are removed, airflow - 96m3 per hour, thermal cut-out 95C |
| DIMENSIONS AND WEIGHT | Height: 260mm, Width: 145mm, Depth: 140mm, Weight: 1.2kg   |

\*Subject to professional installation

# MODULAR WET WIPE DISPENSER

The Modular wet wipe dispenser improves the hygiene of any environment. It dispenses one wet wipe at a time and keeps the remaining stock fresh.



## KEY FEATURES

- The closure fits perfectly to the neck provided for wet wipe packs, preventing wipes from drying out.
- Mounted on a wall, this static cleaning station also keeps the workplace tidy and locks away the stock of wet wipes. (High annual Minimum Order Quantities apply.)



**BRANDING**  
Distribute our products under your own company's name or logo using our internal branding service.



**CHOOSE YOUR WINDOW COLOUR**  
Customise your soap and paper dispensers with the window of your choice.

# MODULAR RANGE SPECIFICATIONS

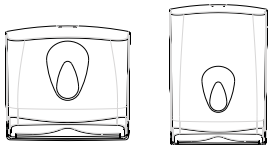
## MODULAR SOAP DISPENSERS

|                 |                          |                             |
|-----------------|--------------------------|-----------------------------|
| DIMENSIONS (mm) |                          |                             |
| 400ml           | (H)190 x (W)90 x (D)98   | 2L (H)310 x (W)140 x (D)145 |
| 900ml           | (H)250 x (W)115 x (D)115 |                             |



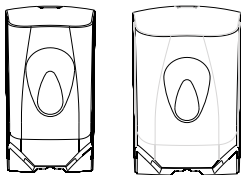
## MODULAR HAND TOWEL DISPENSERS

|                 |                          |                 |          |
|-----------------|--------------------------|-----------------|----------|
| DIMENSIONS (mm) |                          | CAPACITY        |          |
| Small           | (H)265 x (W)290 x (D)145 | Small max stack | (H)200mm |
| Large           | (H)425 x (W)290 x (D)145 | Large max stack | (H)360mm |



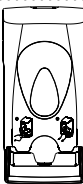
## MODULAR CENTREPULL DISPENSERS

|                 |                          |                    |       |
|-----------------|--------------------------|--------------------|-------|
| DIMENSIONS (mm) |                          | CAPACITY           |       |
| Small           | (H)330 x (W)180 x (D)175 | Small max diameter | 144mm |
| Large           | (H)350 x (W)230 x (D)235 | Large max diameter | 205mm |



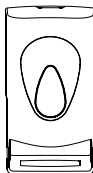
## MODULAR TWIN TOILET ROLL DISPENSER

|                          |  |          |
|--------------------------|--|----------|
| DIMENSIONS (mm)          |  | CAPACITY |
| (H)315 x (W)148 x (D)150 |  | 2 rolls  |



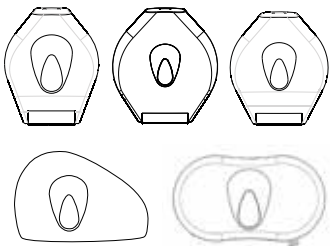
## MODULAR MULTIFLAT TOILET TISSUE DISPENSER

|                          |  |             |
|--------------------------|--|-------------|
| DIMENSIONS (mm)          |  | CAPACITY    |
| (H)275 x (W)150 x (D)130 |  | 230mm stack |



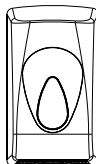
## MODULAR TOILET ROLL JUMBO DISPENSERS

|                 |                          |           |                    |
|-----------------|--------------------------|-----------|--------------------|
| DIMENSIONS (mm) |                          | CAPACITY  |                    |
| Twin mini       | (H)200 x (W)350 x (D)155 | Twin mini | max diameter 140mm |
| Small           | (H)275 x (W)220 x (D)145 | Small     | max diameter 200mm |
| Small with stub | (H)232 x (W)338 x (D)123 | Medium    | max diameter 260mm |
| Medium          | (H)325 x (W)280 x (D)145 | Large     | max diameter 300mm |
| Large           | (H)375 x (W)340 x (D)145 |           |                    |



## MODULAR HAND DRYER

|                          |  |        |
|--------------------------|--|--------|
| DIMENSIONS (mm)          |  | POWER  |
| (H)260 x (W)145 x (D)140 |  | 1100 W |





# MULTIFLEX SOAP DISPENSERS

The MultiFlex soap dispenser is highly versatile and is designed for environments requiring the highest level of hygiene. This wall mounted soap dispenser has a 100% disposable inner dispensing mechanism to ensure full hygiene integrity as the cartridge and pump are disposed of together. This eliminates the risk of contamination and provides a safe soap dispensing solution. Typical environments include hospitals or other areas that require special attention to hygiene and care.

There are two MultiFlex soap dispenser options available: manual operation and automatic/touch free.



## MANUAL MULTIFLEX SOAP DISPENSER

Make the MultiFlex unique to your brand. The cover is available in the Modular-range style as standard, or you can work with our design engineers and make your own design to fit with your brand. You can also make the most of our internal branding services to have your logo printed on the front. The dispensers are lockable to your chemicals with bespoke pin positions.

NB: Our MultiFlex soap dispensers are a bespoke solution, requiring large minimum order quantities. Please speak to us about a proposal for your business.

### PUMP OPTIONS



Liquid pump  
1ml



Spray pump  
0.4ml



Foam pump  
0.4ml and 0.65ml

### FEATURES



Key or keyless use



Easy to change



Hygienic



Enclosure pin  
lock-out





## TOUCH FREE MULTIFLEX SOAP DISPENSER

The touch free dispensing mechanism encourages a high level of hygiene to any environment, and helps monitor use by controlling the amount of soap. No electrical fitting is required, as each dispenser is economically operated by C size batteries.

NB: Our MultiFlex soap dispensers are a bespoke solution, requiring large minimum order quantities. Please speak to us about a proposal for your business.

### PUMP OPTIONS



Liquid pump  
1ml



Foam pump  
0.4ml and 0.65ml

### FEATURES



Key or keyless use



Easy to change



Hygienic



Enclosure pin  
lock-out



#### BRANDING

Distribute our products under your own company's name or logo using our internal branding service.

### SPECIFICATIONS: MULTIFLEX SOAP DISPENSER

|             |   |
|-------------|---|
| SUITABILITY | Liquid and foam soaps, spray  |
| CAPACITY    | Disposable bottle 1L  |
| DIMENSIONS  | Manual Height: 262mm, Width: 116mm, Depth: 103mm, Weight: 0.7kg     |
| AND WEIGHT  | Touch free Height: 265mm, Width: 169mm, Depth: 102mm, Weight: 0.7kg |
| BATTERIES   | Automatic touch free 4 x standard size C                            |



#### CHOOSE YOUR WINDOW COLOUR

Customise your soap dispensers with the window colour of your choice.



# MERCURY SOAP DISPENSERS

The Mercury soap dispenser is classy and modern. Its stainless steel finish brings any environment a touch of luxury. The Mercury soap dispenser is highly versatile with interchangeable pumps and containers. It can also be locked to your product, so customers always use your brand.



## KEY FEATURES

- Stylish soap dispenser that makes handwashing feel luxurious
- Multipurpose: interchangeable pumps and containers
- Two side viewing windows to check stock levels
- Strong, durable design



**BRANDING**  
You can have your Mercury dispensers laser etched with your company logo using our internal branding services.

## PUMP OPTIONS



Liquid pump  
2ml



Spray pump  
0.5ml

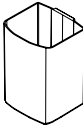


Foam pump  
0.6ml



Disposable  
liquid pump  
1ml

## FILL OPTIONS



900ml  
refillable  
reservoir



800ml  
disposable  
pouch



Disposable  
liquid institutional  
pump

## SPECIFICATIONS: MERCURY SOAP DISPENSER

|                       |  |
|-----------------------|--|
| SUITABILITY           | Liquid soaps, gels and creams  |
| CAPACITY              | 900ml refillable reservoir, 800ml pouch, 800ml disposable pouch                                  |
| PUMP                  | Fixed liquid, spray or foam pump and disposable liquid soap pump                                 |
| CUSTOMISATION         | The dispenser can be laser etched with your company name or logo. Minimum order quantities apply |
| DIMENSIONS AND WEIGHT | Height: 255mm, Width: 145mm, Depth: 120mm, Weight: 0.5/0.6kg                                     |

# MERCURY TOILET TISSUE DISPENSERS

## MULTIFLAT TOILET TISSUE DISPENSER

The Mercury multiflat toilet tissue dispenser is ideal for smaller environments. It works perfectly in small offices, restaurants and any attractive space that is used infrequently. Great style without compromising on durability.



### KEY FEATURES

- Fits easy-to-store multi-flat or bulk-pack papers.
- Two side viewing windows to check stock levels
- Effortless restocking
- Strong, durable design

### SPECIFICATIONS: MERCURY MULTIFLAT TOILET TISSUE DISPENSER

|                       |  |
|-----------------------|--|
| SUITABILITY           | Multiflat/flatpack   |
| CAPACITY              | Average-2 sleeves (220mm stack)  |
| CUSTOMISATION         | The dispenser can be laser etched with your company name or logo. Minimum order quantities apply |
| DIMENSIONS AND WEIGHT | Height: 310mm, Width: 180mm, Depth: 125mm, Weight: 0.6kg   |

## TOILET ROLL JUMBO DISPENSER

The stylish Mercury toilet roll dispenser can easily store a jumbo roll of paper alongside a stub roll, yet it is compact enough to fit in small washrooms. This toilet roll holder is durable, easy to change and dispenses both perforated and non-perforated paper.



### KEY FEATURES

- Holds a small jumbo roll and stub, to keep paper wastage to a minimum
- For perforated and non-perforated paper
- Side viewing window to check stock levels
- Strong, durable design
- Easy restocking

### SPECIFICATIONS: MERCURY TOILET ROLL JUMBO DISPENSER

|                       |  |
|-----------------------|--|
| SUITABILITY           | Perforated or unperforated jumbo rolls, max width 110mm, core size 50-65mm                       |
| CAPACITY              | Max width: 110mm, core size 50-65mm<br>Max diameter: 200mm with 100mm stub                       |
| CUSTOMISATION         | The dispenser can be laser etched with your company name or logo. Minimum order quantities apply |
| DIMENSIONS AND WEIGHT | Height: 350mm, Width: 260mm, Depth: 140mm, Weight: 0.7kg   |



# MERCURY HAND TOWEL DISPENSER

The Mercury hand towel dispenser with its good look and clean finish is an attractive addition to any environment. This paper towel holder is very functional and practically designed.



## KEY FEATURES

- Fits two packs of interleaved towels
- Two side viewing windows to check stock levels
- Strong, durable design
- Easy restocking

| SPECIFICATIONS: MERCURY HAND TOWEL DISPENSER |  |
|--|--|
| SUITABILITY                                  | Interleaved, c-fold or z-fold towels from 65mm deep up to 255mm wide                             |
| CAPACITY                                     | 200mm stack (2 sleeves)  |
| CUSTOMISATION                                | The dispenser can be laser etched with your company name or logo. Minimum order quantities apply |
| DIMENSIONS AND WEIGHT                        | Height: 325mm, Width: 325mm, Depth: 150mm, Weight: 1kg   |

# MERCURY WASTE BIN

Slim-line and stylish, this compact waste bin holds 25 litres of waste. With its smooth finish, the unit is easy to clean and changing bin liners is quick. Suitable for any environment, the waste bin is wall-mounted to save space.



## KEY FEATURES

- Wall-mounted
- 25L capacity
- Strong, durable design
- Easy to clean and to change bin liners

| SPECIFICATIONS: MERCURY WASTE BIN |  |
|-----------------------------------|--|
| SUITABILITY                       | Range of bin liners  |
| CAPACITY                          | 25L  |
| CUSTOMISATION                     | The dispenser can be laser etched with your company name or logo. Minimum order quantities apply |
| DIMENSIONS AND WEIGHT             | Height: 665mm, Width: 400mm, Depth: 185mm, Weight: 3.0kg   |

# MERCURY RANGE SPECIFICATIONS

**MERCURY SOAP DISPENSER**

DIMENSIONS (mm)  
(H)255 x (W)130 x (D)120

CAPACITY  
900ml refillable reservoir  
800ml pouch  
800ml disposable pouch



**MERCURY MULTIFLAT TOILET TISSUE DISPENSER**

DIMENSIONS (mm)  
(H)310 x (W)180 x (D)125

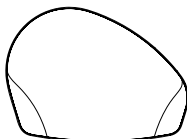
CAPACITY  
Average-2 sleeves  
(220mm stack)



**MERCURY TOILET ROLL JUMBO DISPENSER WITH STUB**

DIMENSIONS (mm)  
(H)350 x (W)260 x (D)140

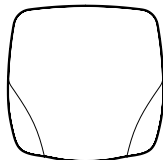
CAPACITY  
Max width: 110mm, core size 50-65mm  
Max diameter: 200mm with 100mm stub



**MERCURY HAND TOWEL DISPENSER**

DIMENSIONS (mm)  
(H)325 x (W)325 x (D)150


CAPACITY  
200mm stack (2 sleeves)



**MERCURY WALL MOUNTED WASTE BIN**

DIMENSIONS (mm)  
(H)665 x (W)400 x (D)185

CAPACITY  
25L





# ECOMINI

Brightwell Dispensers' **ECOMINI** is a push-operated pump designed to deliver detergent directly from a product container into a commercial kitchen sink. It features a fixed 30ml dose and a 125mm outlet spout. A longer, 300mm spout is also available. This easily mounted pump requires minimal set-up and is available with a non-drip aluminium or stainless steel spout.



## KEY FEATURES

- MATERIAL**
- Standard version: Aluminium & EPDM
  - Premium version: Stainless steel and Viton

- FLEXIBLE**
- Available with a 125mm or 300mm spout in either aluminium or stainless steel materials

| SPECIFICATIONS: ECOMINI |   |
|-------------------------|---|
| APPLICATION             | For use with manual dishwash detergents in commercial kitchen sinks                         |
| OPERATION               | Simple push operation   |
| INSTALLATION            | Wall-mounted dispenser  |
| CAPACITY                | Product from bulk drum or bottle hanging system (optional)                                  |
| CUSTOMISATION           | The dispenser can be branded with your company name or logo. Minimum order quantities apply |
| DIMENSIONS AND WEIGHT   | Height: 200mm, Width: 110mm, Depth: 120mm, Weight: 0.55kg                                   |

## ECOSHOT

**ECOSHOT** is a manual stand-alone chemical dispensing system that does not require a mains water connection, perfect for environments with fluctuating water pressure. Ideal for dispensing into bottles, buckets or sinks. The **ECOSHOT** is developed using Brightwell Dispensers' patented dosing ring technology.



### KEY FEATURES

#### ACCURACY

- Optional built-in delay function to prevent overdosing once a shot of chemical has been dosed

#### SAFETY

- Accidental activation is avoided as the optional twist and push operation ensures that the push button has to be twisted then pushed firmly before dosing a shot of chemical



#### SPECIFICATIONS: ECOSHOT

|                              |   |
|------------------------------|---|
| <b>APPLICATION</b>           | For use with dishwash and cleaning detergents   |
| <b>DOSING RANGE</b>          | Shot between 5ml and 30ml of chemical   |
| <b>OPERATION</b>             | Push button with optional twist activation and delay mechanism to prevent overdosing        |
| <b>CAPACITY</b>              | Suction from any sized container. Cabinet available for 2L container or 1.5L pouch          |
| <b>CUSTOMISATION</b>         | The dispenser can be branded with your company name or logo. Minimum order quantities apply |
| <b>COLOURS</b>               | Cover ring: grey as standard. Also available in blue, green, red and yellow                 |
| <b>DIMENSIONS AND WEIGHT</b> | Height: 220mm, Width: 120mm, Depth: 125mm, Weight: 0.51kg                                   |





## ACCESSORIES



### SECURE CHEMICAL CABINET

A safe and secure solution which limits contact with concentrated chemicals and minimises risk of pilferage.

**Capacity:** 1.5L pouch or 2L container. Ability to set proprietary pin positions on pouch systems.

**Colours:** Cabinet ring: grey as standard. Also available in blue, green, red and yellow.

**Branding:** Front cover circular plaque can be customised with your company logo.\*



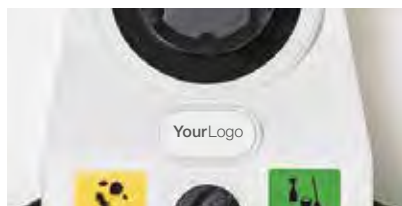
### BOTTLE HANGING BRACKETS

Hanging brackets keep chemical containers off the floor and facilitate easier floor maintenance. Each bracket supports up to a 5L container.



### DISPENSER KEY

Protect against tampering with our unique dispenser key ensuring all systems can only be opened by appointed personnel who are trained on system operation.



### CUSTOM BRANDING

You can personalise the front cover plaque with your company logo using our branding service. Alternatively, use multi-coloured dispenser rings to complement your corporate colours.\*



### COLOUR-CODED PICTOGRAMS

Multi-lingual, colour-coded pictograms in sets of blue, red, yellow, green and transparent to aid easy identification of correct cleaning solution and application. The pictograms come as standard and are available in English, Spanish, French, Italian and German.



### NRV

Our non return valves are available in EPDM, viton and extreme viton.

\*Minimum order quantities apply



## DRAIN DOSING PUMP

DrainWatch is a durable and reliable dosing system suitable for indoor and outdoor applications that require the delivery of a single chemical at timed intervals. Available as a mains or battery operated system, DrainWatch is commonly used for drain and grease trap maintenance and other purposes such as water treatment applications.



MAINS OPERATED



BATTERY OPERATED

### KEY FEATURES

- Rated IP65 for indoor and outdoor use in tough industrial environments
- Long-life premium motor for extended running life
- Multi-lingual programming with quick access review of events from one single screen
- LCD digital interface with character display and backlight for ease-of-use
- Optional access code protection to prevent unauthorised use
- Easily serviced from the front with compression connectors to facilitate quick tube changes
- Efficient and fast installation with mounting bracket and spirit level
- Low battery indicator as standard for battery models
- On/Off LED indicator



#### SPECIFICATIONS: DRAINWATCH MAINS OPERATED

|                       |   |
|-----------------------|---|
| POWER SUPPLY          | 100-240VAC  |
| MOTOR                 | DC Brushed Motor  |
| NO. OF FEEDS/24 HRS   | 20  |
| FLOW RATE*            | 100ml/min   |
| PUMP                  | Peristaltic Pump/Silicone Tube  |
| INSTALLATION KIT      | <ul style="list-style-type: none"><li>• Drain Pipe Injector</li><li>• Cable Tie</li><li>• PVC tube</li><li>• Weight</li><li>• Foot Filter</li></ul> |
| APPROVALS             | CE Class 2 Product Certification.<br>IP65 Rated   |
| DIMENSIONS AND WEIGHT | Height: 105mm, Width: 105mm,<br>Depth: 100mm, Weight: 0.63kg  |

\* Flow rates are subject to environmental conditions

#### SPECIFICATIONS: DRAINWATCH BATTERY OPERATED

|                       |   |
|-----------------------|---|
| POWER SUPPLY          | 4 x D Cell  |
| MOTOR                 | DC Brushed Motor  |
| NO. OF FEEDS/24 HRS   | 20  |
| FLOW RATE*            | 100ml/min   |
| PUMP                  | Peristaltic Pump/Silicone Tube  |
| INSTALLATION KIT      | <ul style="list-style-type: none"><li>• Drain Pipe Injector</li><li>• Cable Tie</li><li>• PVC tube</li><li>• Weight</li><li>• Foot Filter</li></ul> |
| APPROVALS             | CE Class 2 Product Certification.<br>IP65 Rated   |
| DIMENSIONS AND WEIGHT | Height: 105mm, Width: 210mm,<br>Depth: 100mm, Weight: 0.78kg  |

\* Flow rates are subject to environmental conditions



# QUANTURA 10 AND QUANTURA 10+

The Quantura 10/10+ are single peristaltic pump systems for dosing one chemical of detergent or rinse-aid into glass or under-the-counter dishwashers. Easy installation and configuration together with reliable tube fittings make this system the ideal dosing solution.



## KEY FEATURES

- Intuitive and easy-to-use interface
- Quick configuration and set up
- Every pump is pre-wired to reduce installation time
- Wall bracket mounting with integrated spirit level
- Water resistant, durable cover
- Optional conductive probe attachment

### TWO OPERATING VARIANTS ARE AVAILABLE:

- Timed – configurable initial and top up charge duration
- Speed – configurable pump speed and cycle time



CONDUCTIVE  
PROBE

| SPECIFICATIONS: QUANTURA 10 AND QUANTURA 10+ |  |  |
|--|--|--|
| POWER  | 100-240VAC, 50/60Hz, Class II  |  |
| FLOW RATES*                                  | Q10 Detergent flow rate: 10ml/min to 100ml/min<br>Q10 Rinse aid flow rate: 5ml/min to 50ml/min                 | Q10+ Detergent flow rate: 15ml/min to 150ml/min<br>Q10+ Rinse aid flow rate: 7ml/min to 70ml/min |
| OPERATING PRESSURES                          | Detergent: 1 bar<br>Rinse aid: Up to 1.5 bar   |  |
| OPERATING MODES                              | Quantura 10: Time Mode, Speed Mode<br>Quantura 10+: Time Mode, Speed Mode, Probe Mode                          |  |
| PROBE  | Conductive probe available for Quantura 10+  |  |
| CONTROL CIRCUITRY                            | Microchip Microprocessor   |  |
| SQUEEZE TUBE FITTINGS                        | Standard: Compression fittings; alternative fittings are available on request (minimum order quantities apply) |  |
| MOTOR  | 24VDC  |  |
| PRODUCT STANDARDS                            | CE approved  |  |
| DIMENSIONS AND WEIGHT                        | Height: 95mm; Width: 89mm; Depth: 100mm; Weight: 0.5kg   |  |
| IP RATING                                    | IP55   |  |
| WARRANTY                                     | 1 year   |  |

\* Flow rates are subject to environmental conditions

# QUANTURA 200 AND QUANTURA 200S

The Quantura 200 is a peristaltic pump dosing system for dosing dishwash detergent and rinse aid into a wide variety of commercial dishwashers including conveyor, hood and door type dishwashing machines. Providing the same features and specifications as the Quantura 200 system, the Quantura 200S dosing system is for customers who use a solid powder fed system. In place of the peristaltic detergent pump, the Quantura 200S has an electrically operated solenoid valve that works with a powder bowl system.



QUANTURA 200



QUANTURA 200S

## KEY FEATURES

- Easy installation and set-up
- One system for Probe Mode, Probeless Conveyor Mode, Probeless Hood/Door Mode
- High-quality brushless DC motors
- Micro-processor controlled dosing
- Pump status lights and on/off indication light
- Special Pulsing Technology to achieve super low flow rates
- Full text LCD in nine different languages
- Secure access code option
- Optional conductive probe attachment
- De-lime (descaling) capability
- Pre-wired to speed up installation process
- Modular design allows an easy conversion from a two to three pump system

### SPECIFICATIONS: QUANTURA 200 AND QUANTURA 200S

|                        |  |
|------------------------|--|
| POWER                  | 100-240VAC, 50/60Hz, Class II, Maximum power consumption: 42W  |
| FLOW RATES*            | Detergent flow rate: 30ml/min to 250ml/min (BrightChem tube)<br>Rinse aid flow rate: 3ml/min to 30ml/min (BrightChem tube)               |
| OPERATING PRESSURE     | Detergent: 1 bar / Rinse aid: Up to 3 bar  |
| TRIGGER SIGNALS        | 24V to 240V (AC or DC), opto-isolated  |
| OPERATING MODES        | Probe Mode, Probeless Conveyor Mode, Probeless Hood/Door Mode  |
| PROBE                  | Temperature compensated conductive probe   |
| CONTROL CIRCUITRY      | ST Micro ARM Cortex-M3 CPU microprocessor controlled. Security access codes  |
| SQUEEZE TUBE FITTINGS  | Standard: Compression fittings; Alternative fittings are available on request (minimum order quantities apply)                           |
| MOTOR                  | Brushless 24VDC  |
| SOLENOID VALVE         | 24VDC (Applicable for Quantura 200S)   |
| PRODUCT STANDARDS      | CE marked, Low Voltage Directive (LVD) 2014/35/EU<br>EMC Directive 2014/30/EU. Machinery Directive 2006/42/EC<br>CSA Approved underneath |
| DIMENSIONS AND WEIGHT  | Height: 210mm, Width: 183mm, Depth: 115mm, Weight: 1.2kg   |
| WARRANTY               | 2 years  |
| IP RATING              | IP55   |
| BUZZER                 | 24VDC max. 500mA (10W)   |
| MULTILINGUAL INTERFACE | Czech, Dutch, English, French, German, Italian, Polish, Spanish and Portuguese   |

\* Flow rates are subject to environmental conditions

## **BRIGHTWELL**

REVOLUTIONARY DISPENSING SOLUTIONS

### **BRIGHTWELL DISPENSERS LTD**

Unit 1, Rich Industrial Estate, Avis Way, Newhaven, East Sussex, BN9 0DU, UK

**T** +44 (0)1273 513 566 **F** +44 (0)1273 516 134 **E** [sales@brightwell.co.uk](mailto:sales@brightwell.co.uk) **W** [brightwell.co.uk](http://brightwell.co.uk)

Brightwell Dispensers Ltd is a Bright-Tech Investments Ltd Company

Version 1.2  
March 2018