

we care 

primus

laundry equipment

Industrial Dryers

D 25, D 35



FEATURES

- Easy to use electronic programmer
- Galvanized drum
- Standard dryness level setting on the electronic programmer
- New larger door opening for easy loading and unloading
- Large lint filter
- Gas, electric and steam heating

OPTIONS

- Electronic display
- Reversing drum
- Stainless steel drum
- Stainless steel front
- OPL or Coin timer



FAST DRYING
CYCLES



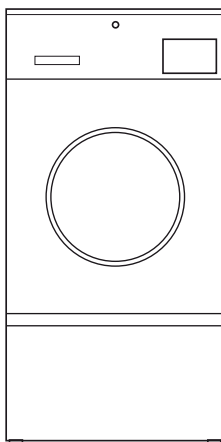
EASY OPERATION



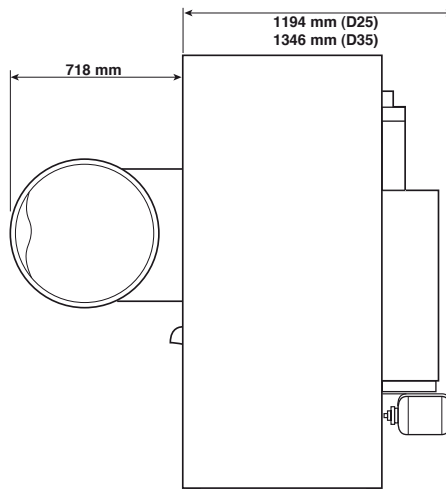
SERVICE FRIENDLY

TYPE		D 25 GAS	D 25 ELECTRICAL	D 25 STEAM (HIGH PRESSURE)	D 35 GAS	D 35 ELECTRICAL	D 35 STEAM (HIGH PRESSURE)
CAPACITY	kg	23			34		
DIMENSIONS DRUM							
Drum volume	m ³	0,5283			0,634		
Drum diameter	mm	Ø939			Ø937		
AIR FLOW	l/s	354			434	354	
HEATING	kW	30			30		
MOTOR							
Drum	kW	0,368			0,552		
CONNECTION							
Electrical 220-240V	AC/Hz	1/50	3/50	1/50	1/50	3/50	1/50
Electrical 380-400V	AC/Hz	3/50			3/50		
		Others on request		Others on request	Others on request	Others on request	Others on request
Gas inlet	inch	1/2	-	-	1/2	-	-
Steam inlet	inch	-	-	3/4	-	-	3/4
Air outlet	mm	203			203		
	inch	8			8		
DIMENSIONS							
H×W×D unpacked	mm	1946×981×1194		2080×981×1194	1946×981×1346		2026×981×1346
H×W×D packed	mm	2065×1060×1320		2165×1060×1320	2050×1060×1440		2150×1060×1440
WEIGHT							
Net	kg	257	264	265	292	275	305
Gross	kg	278	286	287	330	313	337

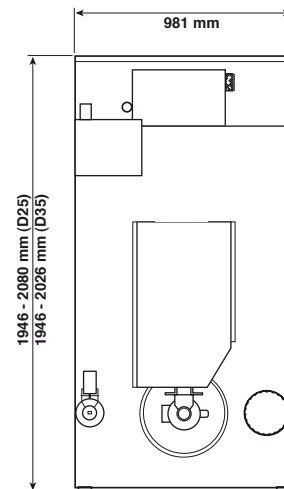
FRONT D 25 35



SIDE D 25 35



BACK D 25 35



The company Primus preserves the right to change the machines and the specification in this leaflet at any time, without prior notice. Details and photographs are only for information and never binding.

www.primuslaundry.com

ISO 9001
ISO 14001
BUREAU VERITAS
Certification

