

we care 

primus

laundry equipment

High Spin Hygienic Barrier Washer Extractors

MB 70, MB 90, MB 110, MB 140, MB 180



FEATURES

- Freestanding, high spin
- Stainless steel cabinet (AISI 304)
- Stainless steel drum and tub
- Graphitronic® - new graphic display with almost unlimited possibilities as:
 - Communication interface enabling remote service
 - Multilingual microprocessor
 - Freely programmable
- Oversized frame, bearings and drum
- Large door opening (765x340 mm) for easy loading and unloading.
- Large drain valve (Ø126 mm)
- Easy access to all parts
- Frequency controlled motor
- PowerWash® perforated lifting ribs: more mechanical action, lower water consumption
- Standard Y-pocket (3 pockets) drum on MB 90, 110, 140, 180
- Standard Pullmann (2 pockets) drum on MB 70
- SuperEco washing programmes - significantly reduces water and electricity consumption

OPTIONS

- Liquid soap pumps
- Built-in two chambers water recovery system
- Drum with 2 pockets on MB 90, 110, 140, with 3 pockets on MB 70
- Patented soap dispenser with 5 removable compartments (MB 180 - 10 compartments)
- Trace-Tech® traceability software and networking system
- Tap to take water samples
- Light and sound signalization of end of washer cycle
- Opti-load® linen weighing and water consumption optimization system
- Second display
- Self lubrication of bearing's oil seal



HYGIENIC SOLUTION



STAINLESS STEEL IDENTITY



EXTRA LARGE DOOR

POWERWASH

supereco

Graphitronic®

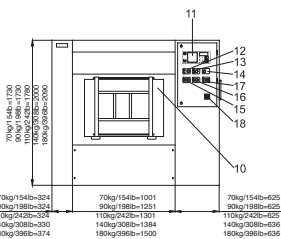
OPTILOAD

TRACE-TECH®

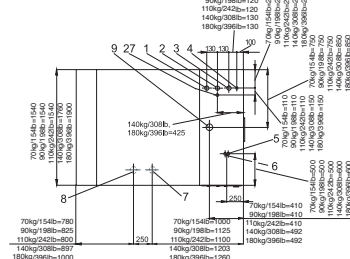
TYPE		MB 70	MB 90	MB 110	MB 140	MB 180
CAPACITY						
Drum volume	l	700	900	1100	1400	1800
Capacity 1:10	kg lbs	70 154	90 198	110 242	140 308	180 396
Drum diameter	mm	Ø1000	Ø1000	Ø1100	Ø1200	Ø1300
POCKETS		Standard 2 Optional 3	Standard 3 Optional 2	Standard 3 Optional 2	Standard 3 Optional 2	Standard 3 -
MOTOR						
Frequency controlled		standard	standard	standard	standard	standard
DRUM SPEED						
Wash speed	rpm	36	36	35	33	36
Spin speed	rpm	800	800	754	720	695
G-factor		360	360	350	350	350
PROGRAMMER						
Graphitronic® microprocessor		standard	standard	standard	standard	standard
CABINET						
Stainless steel AISI 304		standard	standard	standard	standard	standard
DRUM						
Stainless steel AISI 304		standard	standard	standard	standard	standard
HEATING						
Electrical additional heating	kW	54/72	54/72	72/96	72/96	-
Steam heating	bar	6-8	6-8	6-8	6-8	6-8
CONNECTION						
Electrical				3x380-480V 50/60Hz 3x200-240V 50/60Hz		
Water inlet	inch	3x1,5" + 1x3/4"	3x1,5" + 1x3/4"	3x1,5" + 1x3/4"	3x1,5" + 1x3/4"	3x1,5" + 1x1"
Steam inlet	inch	1"	1"	1"	1"	1"
Compressed air inlet	mm	Ø10	Ø10	Ø10	Ø10	Ø10
Drain	mm	Ø126	Ø126	Ø126	Ø126	Ø126
DIMENSIONS						
HxWxD	mm	1805x2025x1615	1805x2275x1615	1855x2325x1615	2075x2435x1805	2165x2585x1905
TRANSPORT DATA						
Gross weight - case packaging	kg	2760	2970	3150	3760	5310
Net weight	kg	2600	2810	2990	3550	4990
Volume (packed)	m ³	7,3	8,1	8,7	0,8	12,3
Case packaging HxWxD	mm	1985x2100x1740	1985x2355x1740	2080x2400x1740	2250x2485x1940	2265x2665x2040
WATER CONSUMPTION						
Cold and hot water per cycle*	l	783 + 196	966 + 242	1179 + 296	1379 + 346	2250 + 0

* Tested in accordance of EN 604 56 norm, The data concerning dimensions of machines include all extended parts

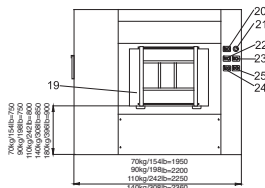
FRONT MB 70 90 110 140 180



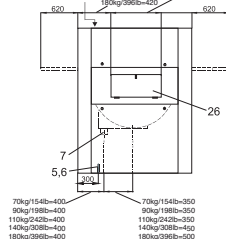
TOP MB 70 90 110 140 180



BACK MB 70 90 110 140 180



SIDE MB 70 90 110 140 180



1. Hard cold water inlet
2. Soft cold water inlet
3. Hot water inlet
4. Steam inlet
5. Supply of pressure air
6. Power supply
7. Main drainage valve
8. Recycling drainage valve
9. Venting of the machine
10. Door of loading (dirty side)
11. Programmer
12. Change-over switch
13. Signal of machine running (+ operating air pressure)
14. Central stop
15. Button of door unlocking
16. Button of drum positioning
17. Button of door locking
18. Main switch
19. Door of unloading (clean side)
20. Signal of loading
21. Central stop
22. Button of door locking
23. Button of activation of loading side
24. Button of door unlocking
25. Button of drum positioning
26. Soap hoppers
27. Soft cold water inlet into soap hoppers

The company Primus preserves the right to change the machines and the specification in this leaflet at any time, without prior notice. Details and photographs are only for information and never binding.

www.primuslaundry.com

